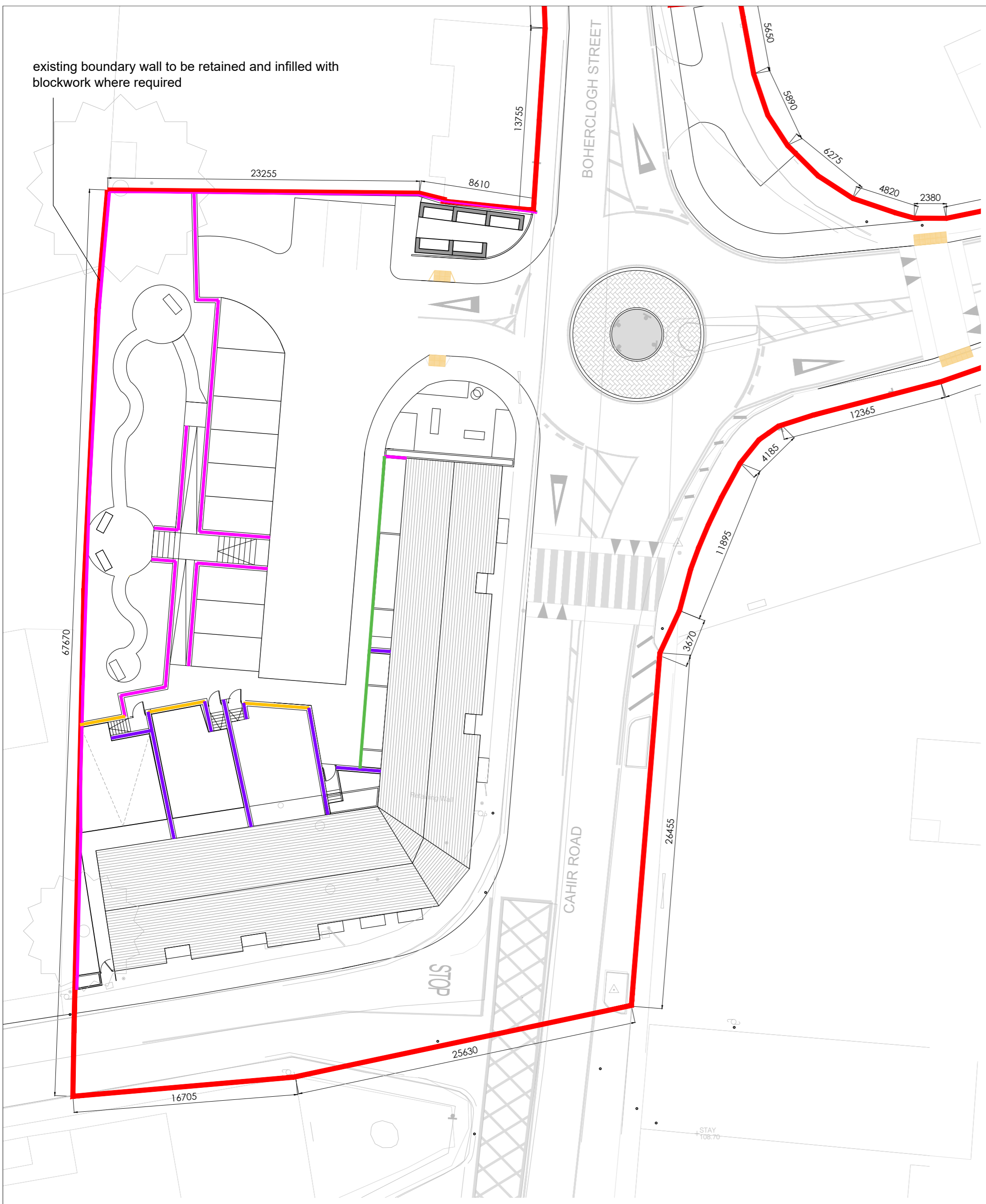
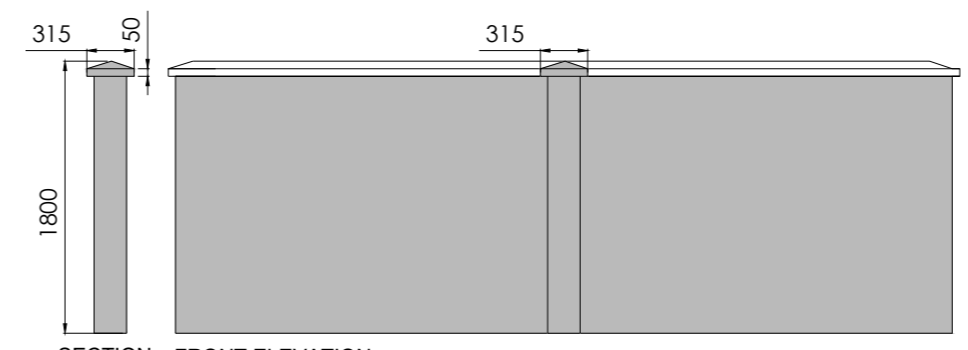


existing boundary wall to be retained and infilled with blockwork where required



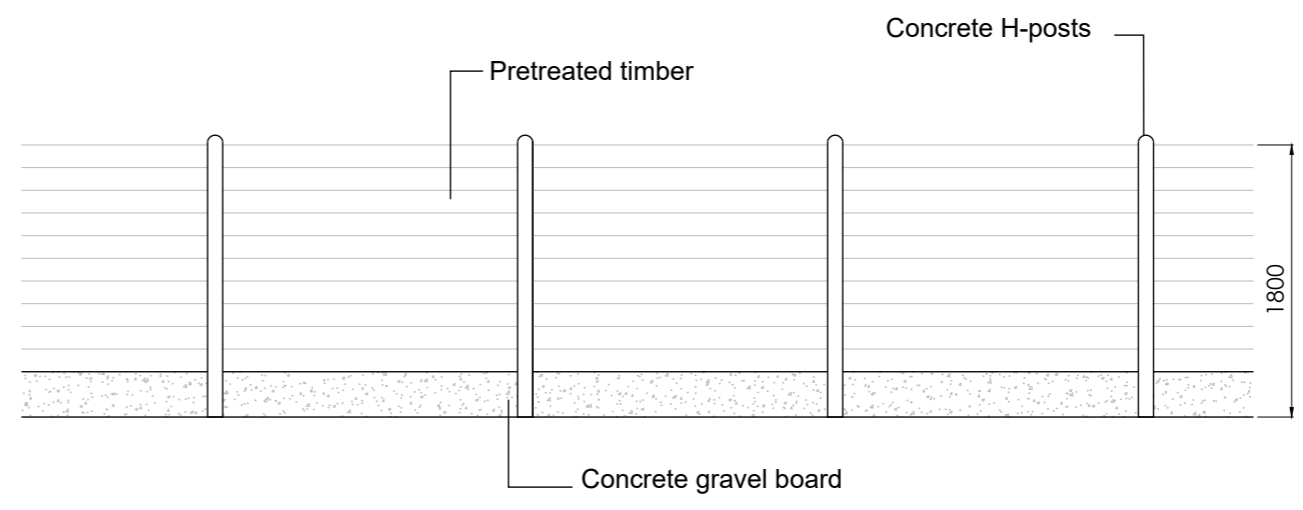
- 1800 mm high concrete post and timber panel
- 1800mm high concrete post and panel fence
- 1800 mm high blockwork wall
- 1100 mm high blockwork wall

See DRA Consulting Engineers drawing no. 21075-170-1 for details of retaining walls



SECTION FRONT ELEVATION
BLOCKWORK BOUNDARY WALL (SCALE 1:50)
 2000mm/ 215mm
 Boundary wall, rendered on public side, with capping and projecting block work piers @ approx. 3m centres

Drawing Key: —

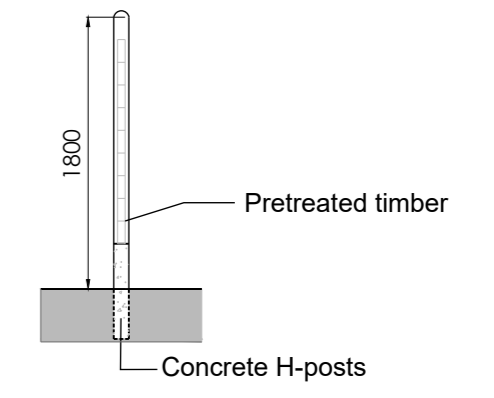


Post & Timber Fence (Elevation) (Elevation)

Concrete Post & Timber fence

Scale 1 : 50

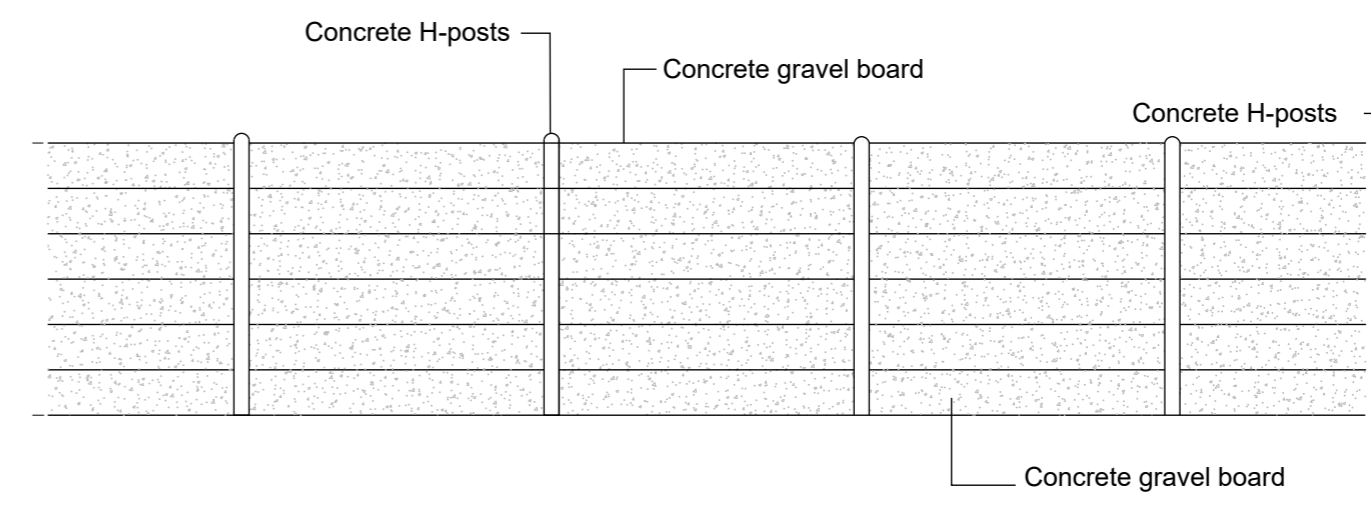
Drawing Key: —



Section

Concrete Post & Timber fence

Scale 1 : 50

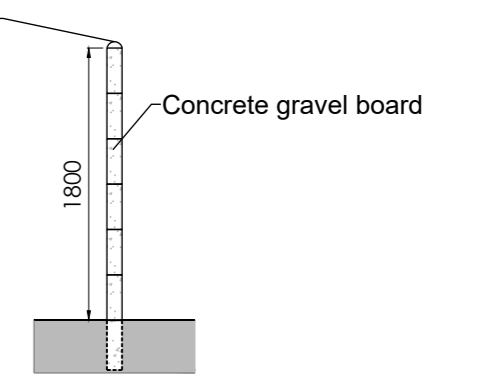


Post & Concrete Fence (Elevation)

Concrete Post & Conc. Panel fence

Scale 1 : 50


Drawing Key: —



Section

Concrete Post & Conc. Panel fence

Scale 1 : 50



PROPOSED SITE PLAN - TREATMENTS
 Scale 1:250

— Extent of development site

STANDARD INSTRUCTIONS

- THE MAIN CONTRACTOR, SUB-CONTRACTOR OR SUPPLIER SHALL VERIFY ALL DIMENSIONS ON SITE AND IMMEDIATELY REPORT TO THE ARCHITECT ANY DISCREPANCIES ON THE DRAWINGS.
- WORK TO FIGURED DIMENSIONS ONLY (EXCEPT WHERE FULL SIZE DETAILS ARE PROVIDED). NOT VARY ANY WORK SHOWN ON THE DRAWINGS WITHOUT OBTAINING PRIOR APPROVAL FROM THE ARCHITECT.
- BE RESPONSIBLE FOR REQUESTING FROM THE ARCHITECT ANY ADDITIONAL INFORMATION REQUIRED.
- SUPPLY TO THE ARCHITECT ALL SHOP DRAWINGS, ILLUSTRATIONS, SPECIFICATIONS, ETC. OF ALL SPECIALIST WORK TO BE INCORPORATED IN THE MAIN CONTRACT WORKS.

GENERAL NOTES

- ALL DIMENSIONS TO BE CHECKED ON SITE.
- THIS DRAWING IS TO BE READ IN CONJUNCTION WITH ALL RELEVANT SPECIFICATIONS AND DRAWINGS.
- IN THE EVENT OF ANY DISCREPANCIES BETWEEN DRAWINGS THE CONTRACTOR IS TO INFORM THE ARCHITECT IMMEDIATELY. DO NOT SCALE. USE FIGURED DIMENSIONS ONLY.
- ALL WORK TO COMPLY WITH CURRENT BUILDING REGS & S.

REVISION REGISTER

REV	DATE	DESCRIPTION	DRAWN	CHECKED	APPROVED
-	-	-	-	-	-
-	-	-	-	-	-
-	-	-	-	-	-
-	-	-	-	-	-
-	-	-	-	-	-

KHA ARCHITECTS
 KENNETH HENNESSY ARCHITECTS
 052 6128956
 052 6180690
 info@khaarchitects.ie
 Anglessea House, Anglessea Street
 Clonmel, Co. Tipperary

CLIENT: TIPPERARY COUNTY COUNCIL

PROJECT: NEW DWELLING TYPES & ASSOCIATED WORKS for TCC at BOHERCLOGH ST. CASHEL, CO. TIPPERARY.

DRAWING TITLE: PROPOSED SITE PLANS - BOUNDARY TREATMENTS

SCALE: 1/250 & 1/50

STATUS: PLANNING

2116	KHA	ZZ00	DR	AP	1003	S1	P01
------	-----	------	----	----	------	----	-----